


# Always Know Who You're Talking to<sup>SM</sup> with the **VME-100 & VMDE-200**



## Encode, Decode and Display

### ***True MDC-1200 or GE-STAR Compatibility***

The VMDE-200 is capable of encoding MDC-1200, GE-STAR and DTMF signaling on individual channels and decoding MDC-1200 and GE-STAR signaling. This is the first true multi-format plug-in encoder/decoder board with MDC-1200. With the VMDE-200 board installed, the incoming ID's will be displayed on the radio's LCD screen. For added benefit, an eight-character, 500-ID alias table is a standard feature. Currently, the VMDE-200 is supported in the VX-410, 420, 600, 800, 820, 900, 920, 4100 and 4200 radios.

### ***Plug and Play Ease***

No wiring is required. The boards simply plug into the radio and are programmed using the standard radio software making installation a simple process for both users and dealers.




**CIMARRON**  
TECHNOLOGIES

**Vertex Standard**

**800-487-7184 • [sales@cimtechcorp.com](mailto:sales@cimtechcorp.com)**

## VME-100




- Encode only for PTT or Emergency ANI
- Programmed through the radio using the Vertex Supplied Software
- Simple plug-in with no additional jumpers or soldering required
- Different formats on Different channels
- IDs from 0001-16383 in GE-STAR
- IDs from 0001-DEEE in MDC-1200
- IDs from 0001-FFFFFFF in DTMF



## VMDE-200

**All the features of the VME-100 plus:**

- Receive and display incoming IDs
- 500-ID alias table, 250 for MDC-1200 and 250 for GE-STAR, (displays up to 10 characters)
- Send and receive radio check commands in MDC-1200 or GE-STAR
- Send and receive select call and call cancel commands GE-STAR
- Send and receive call alert commands in MDC-1200
- Receive and act on Emergencies in MDC-1200 or GE-STAR (and Man Down as well in GE-STAR)
- Automatically cancels Emergency cycle upon receipt of a base Acknowledgement
- Receive and act on radio stun commands in MDC-1200 or GE-STAR
- Receive and act on radio enable commands in MDC-1200 or GE-STAR
- Unique Man Down Signaling and attachment



## SPECIFICATIONS

Data Format	GE Star®	MDC-1200®	DTMF
Modulation Type	PSK (Phase Shift Key)	FSK	DTMF
Rate	400 bps on 1600hz carrier	1200/1800 Hz	Character duration and pause 25mS/step, 1000mS max
ID Range	0001 to 16,383	0001-DEEE	0001-FFFFFFF
ID Locations	ANI at Beginning, End or Both		
Messages	PTT ANI, Emergency, Man-Down, TOT. Messages can be changed to any allowable GE Star® message.	PTT ANI, Emergency. Messages can be redefined for specialized systems.	PTT ANI, Emergency, Man-Down
Sidetone	1 KHz during attack delay and transmission of data		
Burst Length	3.5 messages each	Fixed length 180mS	Character duration and pause in 25mS/step, 1000mS max
Preamble Length	24 bits.	Fixed length	N/A
Attack Delay	0 mS to 1000 mS programmable in 50 mS steps		
ANI Repeat Timer	(Time since last PTT press. If less, don't send ANI) Programmable 0 S (Send every PTT); 10 S; 20 S; 40 S; 60 S; 90 S; 120 S		
Programming	Programmed via Vertex Standard programming software		
Radio Interface	Connects to mating accessory port on host radio		
Supply Voltage	3.6 VDC from the radio		
Supply Current	5 mA constant		
Temperature	Operating: -30°C to +60°C		
Humidity	0% to 95% RH (non-condensing)		